

ENERGY CREDITS

Digren Energy Credits works in conjunction with the digren energy bureau. The digren energy bureau is designed for clients to create and develop a partnership focused on long term energy (consumption) reduction. The digren energy bureau provides management control information and reporting. Depending on your business these reports are issued monthly, bi-monthly or quarterly.

The reports are summarised to cater for financial control and budgeting and therefore only focus on actual spend and the actual reduction of the AUP.

ELECTRICITY & GAS OVERVIEW APRIL 2016 AND APRIL 2017

SPEND APR-16	SPEND APR-17	VARIENCE	KWH APR-16	KWH APR-17	VARIENCE	AUP APR-16	AUP APR-17	VARIENCE
€13,224.51	€11,856.89	-10.34%	86,032	87,185	1.34%	0.1537	0.1359	-11.58%
€4,027.00	€3,344.89	-16.94%	22,140	19,865	-10.28%	0.1818	0.1683	-7.43%
€4,635.00	€5,097.11	9.97%	22,833	31,860	39.53%	0.2029	0.1599	-21.19%
€14,003.67	€12,345.88	-11.83%	79,860	78,630	-1.54%	0.1753	0.157	-10.44%
€35,890.18	€32,644.77	-9.04%	210,865	217,540	3.17%	0.1702	0.1500	-11.87%

ELECTRICITY SUMMARY

ACTUAL SPEND REDUCTION -9.04%

CONSUMPTION INCREASE 3.17%

AUP REDUCTION -11.87%

SPEND APR-16	SPEND APR-17	VARIENCE	KWH APR-16	KWH APR-17	VARIENCE	AUP APR-16	AUP APR-17	VARIENCE
€2,465.35	€1,984.61	-19.50%	49,265	43,754	-11.19%	0.0500	0.0453	-9.40%
€3,575.40	€2,911.43	-18.57%	64,010	59,353	-7.28%	0.0558	0.0490	-12.19%
€6,040.75	€4,896.04	-18.95%	113,275	103,107	-8.98%	0.0533	0.0474	-11.07%

GAS SUMMARY

ACTUAL SPEND REDUCTION -18.95%

CONSUMPTION DECREASE 8.98%

AUP REDUCTION -11.07%

TOTAL ENERGY COST	TOTAL CONSUMPTION (KWH)	TOTAL ENERGY UNIT PRICE (TEUP)*
APRIL 2016 €41,930.93	APRIL 2016 324,140 KWH	APRIL 2016 0.1293
APRIL 2017 €37,540.81	APRIL 2017 320,647 KWH	APRIL 2017 0.1170
SPEND REDUCTION -10.47%	CONSUMPTION REDUCTION -1.08%	AUP REDUCTION - 9.51%*

*Note TEUP reduction is based on combining total ELECTRICITY & GAS charges.

How does it work?

Gas credits on your bill, generally only apply to LEU (Large Energy Users) whom are on a fluctuating tariff trading gas at market prices. This type of account requires constant management and as mentioned applies only to LEU customers.

Our objective, at digren was to develop a method for combining multiple site usage to reflect the benefits available to eligible LEU customers.

The **AUP** (Actual Unit Price) is made up of the total cost for a specific period divided by the total energy consumption in units for the same period.

What does this mean?








Additional savings. If you are already on a QH meter and respective tariff you may already be in receipt of some credits during the year. If you are not on a QH meter then you are not entitled to any potential credits. Our system, allows us group certain sectors together across multiple tariffs. When market eligibility allows for potential credits digren energy then applies these credits across the varying meters directly to you.

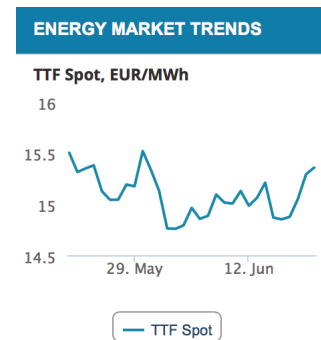
These credits are in addition to any offered under contract by the provider. In any billing period where there is a potential credit we will advise you by email and instruct you to invoice digren for the amount and we will transfer payment directly to your account.

On average for 2015 and 2016 - four out of twelve months were eligible for credits. The credits are not guaranteed. However, it costs nothing more and it helps contribute to the overall objective of reducing consumption and cost.

Eligibility for the digren energy credits program.

The program is open to any of our existing or new customers who are already engaged with us in the following ways:

-  Digren energy bureau
-  Renewing customers
-  Energy Audit customers
-  Energy project customers
-  Voltage optimisation customers
-  Digren Affinity program
-  CHP customers



For more information please contact us and one of our representatives can go through the program in further detail.

Hedge Reporting

Full reporting and analysis. Complete visibility on the positions purchased and market trends. Impacting your site and contract including “what if” scenarios.

